

C L A S S I C H E



**FORTE, DANIELI, AMERICA, BELLINI WOOD,
BELLINI, JUVARRA, LUCCHINI, BONAPARTE
PORTE LACCATE, INCISE E PANTOGRAFATE**

*FORTE, DANIELI, AMERICA, BELLINI WOOD,
BELLINI, JUVARRA, LUCCHINI, BONAPARTE
LACQUERED, ENGRAVED AND PANTOGRAPHED DOORS*

THE ITALIAN STYLE DOOR

Dierre

YOUR HOME, YOUR LIFE

C L A S S I C H E

UN COLORE NON È MAI UGUALE A SE STESSO

Le porte Dierre possono anche essere personalizzate (a seconda del modello) con i colori RAL e NCS.

La cartella colori RAL è una scala normalizzata molto utilizzata in ambito produttivo, soprattutto nel settore delle finiture e delle vernici. È stata creata nel 1925 dal Reichsausschuss für Lieferbedingungen e i codici RAL sono composti da 4 cifre, raggruppati per migliaia in base alla famiglia di colori.

NCS (Natural Colour System®) è un sistema logico di ordinamento dei colori che si basa sul modo in cui questi sono percepiti ed è riconosciuto in campo internazionale come il linguaggio universale dei colori perché aiuta i professionisti del colore in tutto il mondo, con un linguaggio univoco che non lascia spazio a errori di comunicazione. Per mezzo del Sistema cromatico NCS, infatti, ogni possibile colore di superficie può essere descritto ed identificato con uno speciale codice (Notazione NCS).

Il Sistema NCS si fonda sui sei colori elementari e non associabili a livello percettivo ad alcun altro colore: bianco (W), nero (S), giallo (Y), rosso (R), blu (B) e verde (G). Le notazioni dei colori NCS si basano sulla somiglianza con questi sei colori elementari.

Il sistema RAL cataloga un insieme arbitrario e ristretto di sfumature ben definite e standardizzate, quello NCS invece fornisce un codice in grado di identificare univocamente i 10 milioni di tinte che l'occhio umano è in grado di percepire.

A COLOUR NEVER FULLY RESEMBLES ITSELF.

The Dierre doors can also be customized (depending on the model) with RAL and NCS colours.

The RAL colour card is a normalized scale very used in manufacturing, especially in the field of finishes and paints. It was created in 1925 by Reichsausschuss für Lieferbedingungen and the RAL codes are composed of 4 digits, grouped by thousands based on the colour group.

NCS (Natural Color System®) is a logical colour ordering system based on the way these are perceived and is internationally recognized as the universal language of colours as it helps colour professionals worldwide use a unique language that leaves no room for communication errors. In fact, by means of the NCS chromatic system every possible surface colour can be described and identified through a special code (NCS notation). The NCS System is based on the six elementary colours and cannot be associated to the perceptive level to any other colour: white (W), black (S), yellow (Y), red (R), blue (B) and green (G). The NCS colour notations are based on the similarity with these six elementary colours.

The RAL system orders an arbitrary and narrow set of well-defined and standardised shades, the NCS instead provides a code able to univocally identify the 10 million colours that the human eye is able to perceive.

Le informazioni presenti in questo catalogo possono subire variazioni.

I materiali rappresentati sono puramente indicativi: per la verifica dei colori si rimanda al campionario.

The information contained in this catalogue may undergo variations.

The materials shown are a bare example: for the verification of colours please refer to the sample collection.

C L A S S I C H E

Le Classiche Dierre propongono una fresca rivisitazione delle porte per interni tradizionali con struttura in tamburato e rivestimento in MDF. Otto classici Dierre ridisegnati nei motivi e nelle colorazioni, dalle pulite linee geometriche delle Forte di gusto contemporaneo, fino ai sofisticati intagli delle Bonaparte, in perfetto stile impero. Classiche nate per durare nel tempo, grazie alla laccatura delle ante e dei telai, realizzata con strati sovrapposti di vernice poliuretanic che garantisce un'altissima resistenza meccanica contro l'abrasione e protegge dall'attacco della maggior parte degli agenti liquidi. Una gamma disponibile con tre diversi telai: piatto, tondo e rasé.

The Dierre Classical doors propose a fresh innovation of traditional doors for interiors with hollow structure and MDF veneering. Eight classic Dierre products redesigned in their patterns and colours, from the neat geometric lines of the contemporary style Forte family, up to the sophisticated carvings of the Bonaparte family having a perfect Empire style. Classic and conceived to last in time, thanks to the lacquering of the leaves and frames, made with superimposed layers of polyurethane varnish that ensures high mechanical resistance against abrasion and protects from the attack of most liquid agents. A range available with three different frames: flat, round and flush.

FORTE	4
DANIELI	20
AMERICA	38
BELLINI WOOD	52
BELLINI	66
JUVARRA	84
LUCCHINI	100
BONAPARTE	114

FORTE



Forle F laccata RAL 7031 con maniglia mod. Oregon
Forle F lacquered RAL 7031 with Oregon model handle

FORTE

Linee geometriche scavate sul pannello tracciano motivi netti, moderni ed essenziali, eleganti ed attuali. Una porta dall'aspetto solido che si armonizza facilmente con lo stile delle case delle famiglie contemporanee.

Geometrical lines carved on a panel mark neat, modern and essential patterns, at the same time elegant and up-to-date. A door having a solid appearance that easily blends with the style of contemporary houses and families.



Telaio a sandwich e coprifili in mdf M20/T20 da 6,5 cm taglio 90° con alette telescopiche da 2 cm

A sandwich-type frame and 6.5 cm MDF casing M20/T20 with 90° cutting, with 2 cm telescopic flaps.



Serratura meccanica centromediana con scrocco in teflon antirumore

Mechanical lock with noise-proof teflon latch

Serratura libero/occupato minimale della versione scorrevole *Minimal lock of the sliding version*

Cerniera di tipo Anuba Ø 13 e cappucci copricerniera *Anuba hinge Ø 13 and hinge cover caps*



Sigillo di autenticità *Authenticity seal*

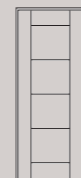
Particolare di anubatura tra anta e telaio e cappucci copricerniera *Anuba hinges detail between wing and frame and hinge cover caps*



Versione Forte H 15 cieca
Colore Laccato RAL 9002
Coprifilo M20/T20 a 90°
Variant Forte H 15 blank
Colour Lacquered RAL 9002
Cover mould M20/T20 at 90°



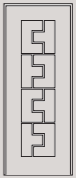
Versione Forte N cieca
Colore Laccato RAL 9011
Coprifilo M20/T20 a 90°
Variant Forte N blank
Colour Lacquered RAL 9011
Cover mould M20/T20 at 90°



Versione Forte B cieca
Colore Laccato RAL 7044
Coprifilo M20 a 45°
Variant Forte B blank
Colour Lacquered RAL 7044
Cover mould M20 at 45°




Versione Forte P cieca
Colore Laccato bianco
Coprifilo M20 a 45°
Variant Forte P blank
Colour Lacquered white
Cover mould M20 at 45°

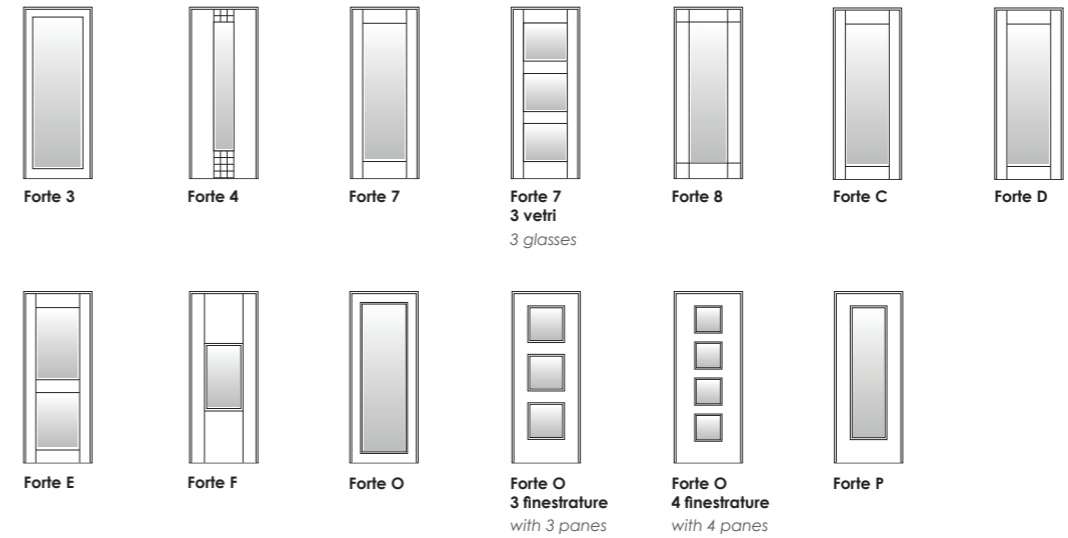


allestimenti *lines*

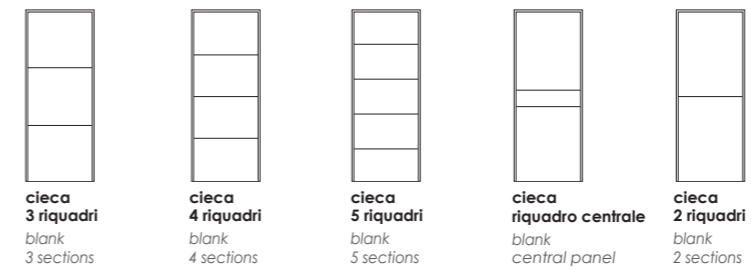
FORTE CIECHE *blank*



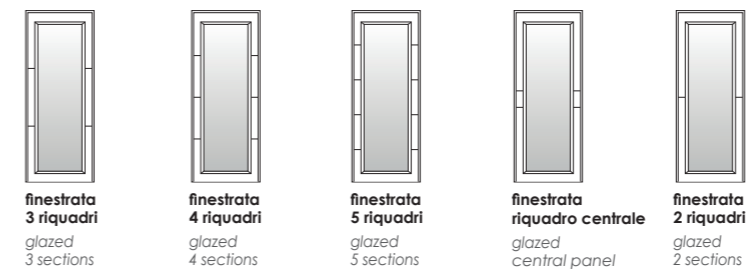
FORTE FINESTRATE con fermavetro *glazed door with glass holding bead*



FORTE 9 con inserti *with inserts*



FORTE 9 finestrata con fermavetro con inserti *glazed door with inserts glass holding bead*



soluzioni di apertura *opening variant*




Battente singolo
Single leaf



Doppio battente
Double leaf



Porta pieghevole a libro singola
Single folding door




Due ante incernierate
Two hinged leaves



Porta pieghevole 1/3 - 2/3*
Folding door 1/3 - 2/3*




Scorrevole interno muro singolo
Single leaf sliding inside the wall



Scorrevole interno muro 2 ante sovrapposte
Inside the wall sliding door with two overlapping single leaves



Scorrevole interno muro 2 ante
Two opposing leaves sliding inside the wall




Scorrevole interno muro 2 ante sovrapposte doppie
Inside the wall sliding door with two overlapping double leaves




Scorrevole interno rasomuro
Internal sliding flush to the wall




Scorrevole esterno muro
One leaf sliding outside the wall



Scorrevole esterno muro 2 ante sovrapposte
Outside the wall sliding door with two overlapping single leaves



Scorrevole esterno muro 2 ante
Outside the wall sliding door with two single leaves



Scorrevole esterno muro 2 ante sovrapposte doppie
Outside the wall sliding door with two overlapping double leaves



Bommer
Bommer



Bommer doppio
Double bommer



Anta rototraslante**
Rototranslating door**



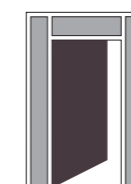
Scorrevole interno duetto
Duetto inside the wall sliding door



Trapezoidale
Slanted door



Trapezoidale lato orizzontale
Slanted door with horizontal side




Sopraluce e fiancoluce
Fanlight and sidelight


* Solo per Forte 6 / For Forte 6 only

** Solo per modelli ciechi / For flush models only

soluzioni telaio in legno *soluzioni telaio in legno*



TELAIO STANDARD 1
con cerniera Anuba
Standard frame
with Anuba hinge



TELAIO STANDARD 2
con cerniera a scomparsa
Standard frame
with concealed hinge



new


TELAIO RASÉ SPINGERE
con cerniera a scomparsa
PUSH RASÉ FRAME
with concealed hinge



new

TELAIO RASÉ TIRARE
con cerniera a scomparsa
PULL RASÉ FRAME
with concealed hinge

soluzioni telaio in alluminio *aluminium frame solutions*



TELAIO FUSION
con cerniera a scomparsa
TELAIO ALUTECH
con cerniera a bandella
FUSION FRAME
with flap concealed hinge
ALUTECH FRAME
with strap hinge



new

TELAIO FILUM
con cerniera a scomparsa
FILUM FRAME
with concealed hinge


soluzioni telaio per porte tagliafuoco
frame solutions for fire doors



TELAIO EI30
con cerniera a scomparsa
e/o a bandella
EI30 FRAME
with flap concealed hinge




TELAIO EI60 - 37 dB*
con cerniera a bandella
EI60 FRAME 37 dB*
with concealed hinge



new

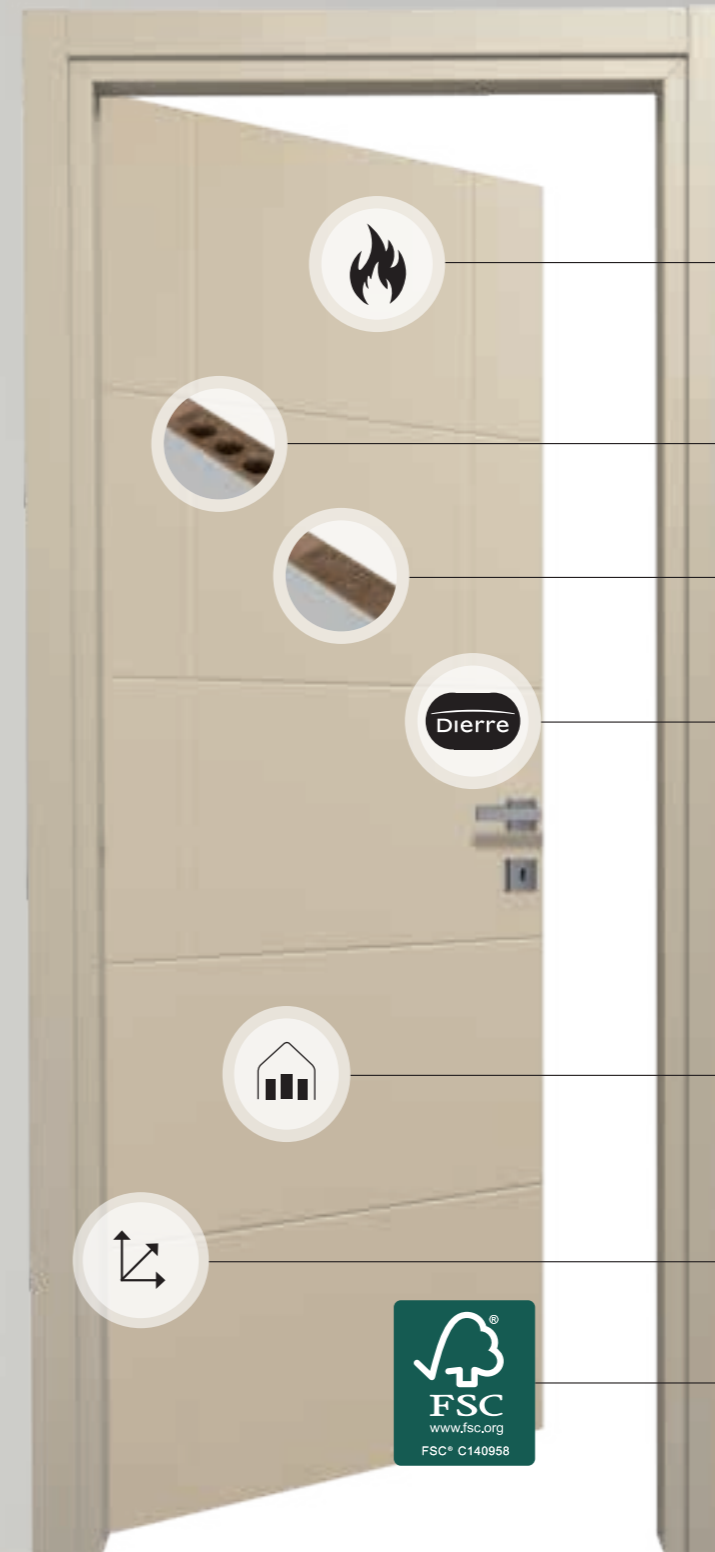
TELAIO D SUPER EI30 - 42 dB*
con cerniera a scomparsa
EI30 D SUPER FRAME 42 dB*
with concealed hinge



new

TELAIO D SUPER EI60 - 47 dB*
con cerniera a scomparsa
EI60 D SUPER FRAME 47 dB*
with concealed hinge

* Con allestimento acustico / With sound-proofing fitting



**Disponibile nelle versioni Opera
Ei30 34dB/42dB e Ei60 37dB/47dB**
*Available in Opera models
Ei30 34dB/42dB and Ei60 37dB/47dB*

Truciolare di legno di lino forato*
*Hollow flax chipboard wood**

Truciolare di legno di lino pieno*
*Solid flax chipboard wood**

Sigillo di autenticità
Authenticity seal

**Finitura coordinata per tutte le porte di casa,
rivestimento blindato e battiscopa**
*Coordinated finishing
for all the doors of your house,
security door panelling and skirting*

**Cerniera a scomparsa
registrabile su tre assi***
*Concealed hinge
adjustable on three axis**


**A richiesta prodotto certificato FSC®
Forest Stewardship Council*****
*On request product certified FSC®
Forest Stewardship Council****




* A richiesta / On request

** Solo per quantitativi superiori a 100 pezzi / Only for quantities over 100 pieces

colorazioni laccate *lacquered colours*




Bianco
White




Bianco panna
White Cream




Violetta
Violet
NCS S 3005 - R 20B



Grigio Saturno
Saturn Grey
NCS S 3005 - Y 80R




Terre d'Argilla
Clay dirt
NCS S 1002 - Y



Corda
Rope
NCS S 1005 - Y 10R



Ghiaccio
Ice
NCS S 1005 - G



Grigio Tortora
Dove Grey
NCS S 3005 - G 80Y



RAL* / NCS

* Vedere campionario RAL per codifica colore / See RAL sample for colour coding

DANIELI




Danieli Z laccata RAL 7004 con maniglia mod. Stoccolma
Danieli Z lacquered RAL 7004 with Stoccolma model handle

DANIELI

Ai disegni delle bugne di taglio classico si affiancano nuove pantografature che donano freschezza ed emozione ad una collezione che si richiama ai valori tradizionali sfidando il moderno, grazie anche alla gamma di colorazioni RAL disponibili.

Classic design raised panels matched to new pantographing that provide freshness and emotion to a collection recalling traditional values that challenge modern lines, thanks also to the range of available RAL colours.



Telaio a sandwich e coprifili in mdf M20/T20 da 6,5 cm taglio 90° con alette telescopiche da 2 cm

A sandwich-type frame and 6.5 cm MDF casing M20/T20 with 90° cutting, with 2 cm telescopic flaps.



Serratura meccanica centromediana con scrocco in teflon antirumore

Mechanical lock with noise-proof teflon latch


Serratura libero/occupato minimale della versione scorrevole Minimal lock of the sliding version

Cerniera di tipo Anuba Ø 13 Anuba hinge Ø 13



Sigillo di autenticità Authenticity seal

Serratura meccanica standard Standard mechanical lock



Versione | Daniela 1 cieca
Colore | Laccato RAL 7039
Coprifilo | M20/T20 a 90°
Variant | Daniela 1 blank
Colour | Lacquered RAL 7039
Cover mould | M20/T20 at 90°



Versione | Daniela K cieca
Colore | Laccato RAL 7044
Coprifilo | M20/T20 a 90°
Variant | Daniela K blank
Colour | Lacquered RAL 7044
Cover mould | M20/T20 at 90°



Versione | Daniela B2 cieca
 con cerniera a scomparsa
Colore | Laccato RAL 7032
Coprifilo | M93 a 45°
Variant | Daniela B2 blank
 with concealed hinge
Colour | Lacquered RAL 7032
Cover mould | M93 at 45°



Versione | Daniela A4 cieca
Colore | Laccato bianco
Coprifilo | M20/T20 a 90°
Variant | Daniela A4 blank
Colour | Lacquered white
Cover mould | M20/T20 at 90°



allestimenti lines

DANIELI CIECA LISCIA *smooth blank*



Danieli U

DANIELI CIECA a bugna unica *single raised panel*




Danieli 1



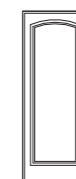
Danieli 9



Danieli Q



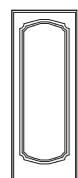
Danieli R




Danieli A4




Danieli A5



Danieli A6



Danieli A7



Danieli A8

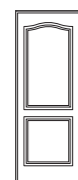
DANIELI CIECA a due bugne *two raised panels*



Danieli 2




Danieli 6



Danieli 7



Danieli 8



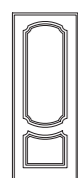
Danieli H



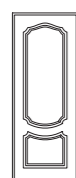
Danieli K




Danieli N



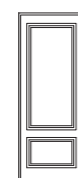
Danieli O



Danieli P



Danieli S



Danieli V



Danieli X



Danieli A3

DANIELI CIECA a tre bugne *three raised panels*



Danieli 3



Danieli C



Danieli J



Danieli L



Danieli M



Danieli Y



Danieli Z



Danieli A1



Danieli A2

DANIELI CIECA a più bugne *several raised panels*



Danieli 4



Danieli 5



Danieli A



Danieli B



Danieli D



Danieli E



Danieli F



Danieli G



Danieli I



Danieli J
4 riquadri
4 sections



Danieli J
5 riquadri
5 sections



Danieli L
4 riquadri
4 sections



Danieli L
5 riquadri
5 sections



Danieli T




Danieli W

DANIELI CIECA pantografatura a onde *pantographing with waves*




Danieli B1
verticale
vertical



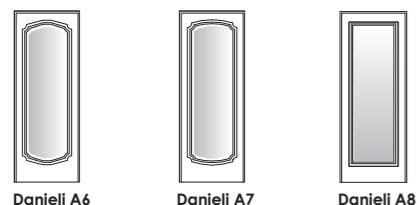
Danieli B2
orizzontale
horizontal

allestimenti lines

DANIELI *finestratura unica (vetro ad infilare)* *single glazing (glazed door with slide-in glass)*

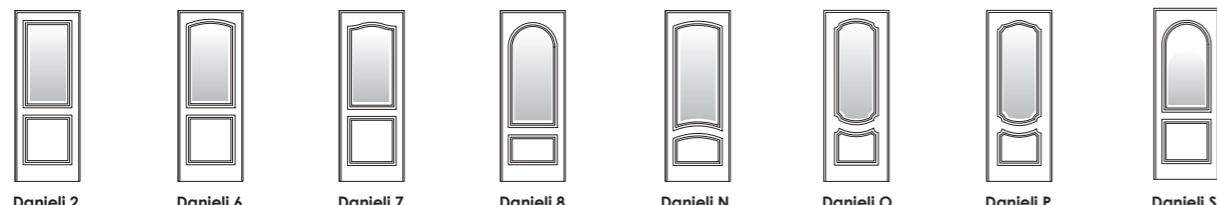


Danieli 1 Danieli 9 Danieli Q Danieli R Danieli A4 Danieli A5

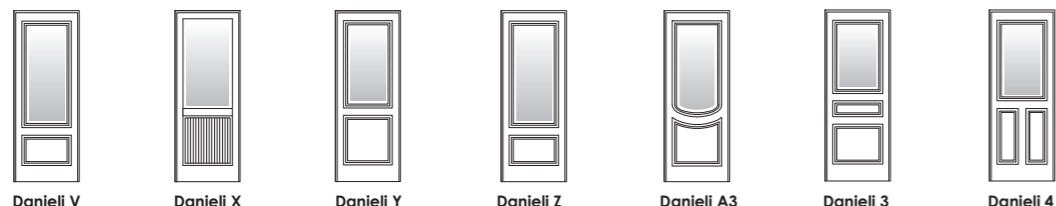


Danieli A6 Danieli A7 Danieli A8

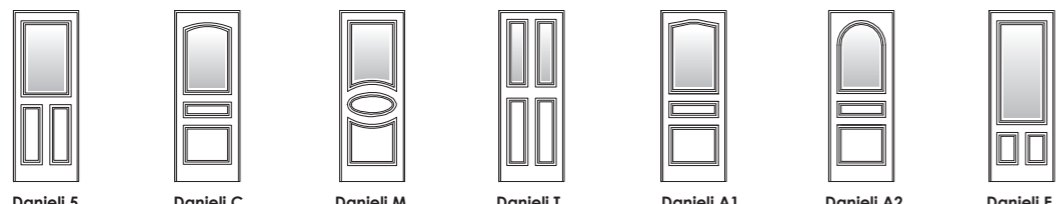
DANIELI *finestrata con bugne (vetro ad infilare)* *glazing with raised panels (glazed door with slide-in glass)*



Danieli 2 Danieli 6 Danieli 7 Danieli 8 Danieli N Danieli O Danieli P Danieli S

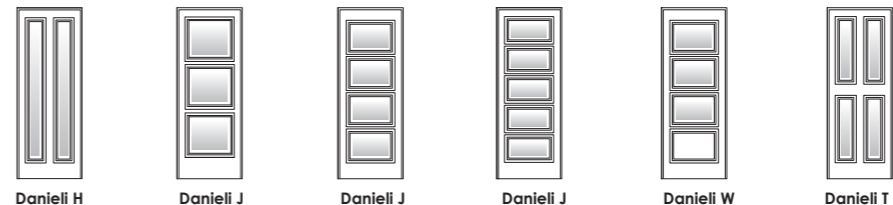


Danieli V Danieli X Danieli Y Danieli Z Danieli A3 Danieli 3 Danieli 4




Danieli 5 Danieli C Danieli M Danieli T Danieli A1 Danieli A2 Danieli E

DANIELI *a più finestre (vetro ad infilare)* *multiple glazing (glazed door with slide-in glass)*



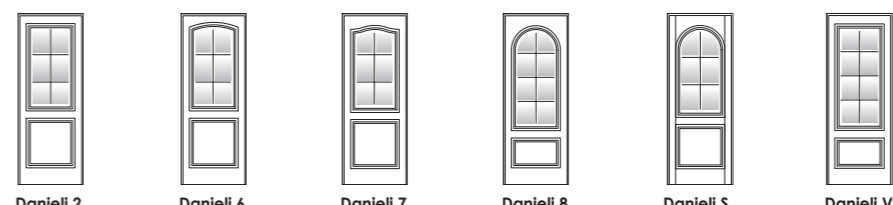
Danieli H Danieli J 3 finestre with 3 panes Danieli J 4 finestre with 4 panes Danieli J 5 finestre with 5 panes Danieli W Danieli T 4 vetri with 4 panes

DANIELI *finestratura inglese unica (vetro ad infilare)* *single English-style glazing (glazed door with slide-in glass)*

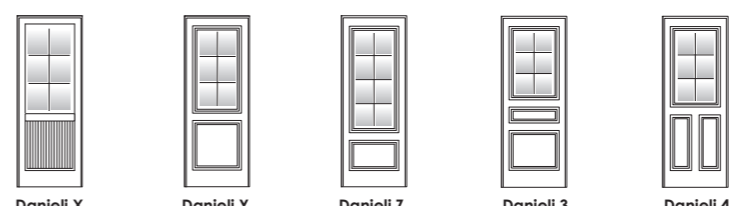


Danieli 1 Danieli 9 Danieli R Danieli A4 Danieli A8

DANIELI *finestratura inglese con bugne (vetro ad infilare)* *english-style glazing with raised panels (glazed door with slide-in glass)*



Danieli 2 Danieli 6 Danieli 7 Danieli 8 Danieli S Danieli V



Danieli X Danieli Y Danieli Z Danieli 3 Danieli 4



Danieli 5 Danieli C Danieli E Danieli A1 Danieli A2


soluzioni di apertura *opening variant*



Battente singolo
Single leaf




Doppio battente
Double leaf



Due ante incernierate
Two hinged leaves




Due ante doppie incernierate
Two double hinged leaves



Porta pieghevole 1/3 - 2/3*
*Folding door 1/3 - 2/3**



Scorrevole interno muro singolo
Single leaf sliding inside the wall



Scorrevole interno muro 2 ante sovrapposte
Inside the wall sliding door with two overlapping single leaves




Scorrevole interno muro 2 ante
Two opposing leaves sliding inside the wall




Scorrevole interno muro 2 ante sovrapposte doppie
Inside the wall sliding door with two overlapping double leaves




Scorrevole interno rasomuro
Internal sliding flush to the wall




Scorrevole esterno muro singolo
One leaf sliding outside the wall



Scorrevole esterno muro 2 ante sovrapposte
Outside the wall sliding door with two overlapping single leaves



Scorrevole esterno muro 2 ante
Outside the wall sliding door with two single leaves



Scorrevole esterno muro 2 ante sovrapposte doppie
Outside the wall sliding door with two overlapping double leaves




Bommer
Bommer



Bommer doppio
Double bommer



Anta rototraslante**
*Rototranslating door***




Scorrevole interno duetto
Duetto inside the wall sliding door



Trapezoidale
Slanted door



Trapezoidale lato orizzontale
Slanted door with horizontal side




Sopraluce e fiancoluce
Fanlight and sidelight


* Solo per Danieli U / For Danieli U only

** Solo per modelli ciechi / For flush models only

soluzioni telaio in legno *soluzioni telaio in legno*



TELAIO STANDARD 1
con cerniera Anuba
Standard frame
with Anuba hinge



TELAIO STANDARD 2
con cerniera a scomparsa
Standard frame
with concealed hinge



new

TELAIO RASÉ SPINGERE
con cerniera a scomparsa
PUSH RASÉ FRAME
with concealed hinge



new

TELAIO RASÉ TIRARE
con cerniera a scomparsa
PULL RASÉ FRAME
with concealed hinge

soluzioni telaio in alluminio *aluminium frame solutions*



TELAIO FUSION
con cerniera a scomparsa
TELAIO ALUTECH
con cerniera a bandella
FUSION FRAME
with flap concealed hinge
ALUTECH FRAME
with strap hinge




new

TELAIO FILUM
con cerniera a scomparsa
FILUM FRAME
with concealed hinge


soluzioni telaio per porte tagliafuoco
frame solutions for fire doors



TELAIO EI30
con cerniera a scomparsa
e/o a bandella
EI30 FRAME
with flap concealed hinge




TELAIO EI60 - 37 dB*
con cerniera a bandella
EI60 FRAME 37 dB*
with concealed hinge



new

TELAIO D SUPER EI30 - 42 dB*
con cerniera a scomparsa
EI30 D SUPER FRAME 42 dB*
with concealed hinge



new

TELAIO D SUPER EI60 - 47 dB*
con cerniera a scomparsa
EI60 D SUPER FRAME 47 dB*
with concealed hinge

* Con allestimento acustico / With sound-proofing fitting



**Disponibile nelle versioni Opera
E130 34dB/42dB e E160 37dB/47dB**
*Available in Opera models
E130 34dB/42dB and E160 37dB/47dB*

Truciolare di legno di lino forato*
*Hollow flax chipboard wood**

Truciolare di legno di lino pieno*
*Solid flax chipboard wood**

Sigillo di autenticità
Authenticity seal

**Finitura coordinata
per tutte le porte di casa,
rivestimento blindato e battiscopa**
*Coordinated finishing
for all the doors of your house,
security door panelling and skirting*


**Cerniera a scomparsa
registrabile su tre assi***
*Concealed hinge
adjustable on three axis**

**A richiesta prodotto certificato FSC®
Forest Stewardship Council*****
*On request product certified FSC®
Forest Stewardship Council****



* A richiesta / On request
** Solo per quantitativi superiori a 100 pezzi / Only for quantities over 100 pieces

colorazioni laccate *lacquered colours*




Bianco
White




Bianco panna
White Cream




Violetta
Violet
NCS S 3005 - R 20B



Grigio Saturno
Saturn Grey
NCS S 3005 - Y 80R




Terre d'Argilla
Clay dirt
NCS S 1002 - Y



Corda
Rope
NCS S 1005 - Y 10R



Ghiaccio
Ice
NCS S 1005 - G



Grigio Tortora
Dove Grey
NCS S 3005 - G 80Y



RAL / NCS

* Vedere campionario RAL per codifica colore / See RAL sample for colour coding

AMERICA



America 2 versione frassinata non liscia laccata bianco con maniglia mod. Elle
America 2 non-smooth ash version lacquered white with Elle model handle

AMERICA

L'effetto materico degli intagli delle bugne classiche in finitura tipo frassino è amplificato dalla venatura che restituisce l'emozione del legno massello. Un vero classico contemporaneo anche nella versione liscia.

The material effect of the carvings of classical raised panels in an ash-type finishing is amplified by the grained finish that gives back the emotion of solid wood.

A true contemporary classic also in the smooth version.



Il telaio listellare e il coprifilo multistrato garantiscono una elevata resistenza all'umidità. I coprifili da 9 cm con alette telescopiche da 3 cm compensano perfettamente gli spessori parete fuorimisura e garantiscono la stessa altezza sia sul lato a spingere sia su quello a tirare. L'anta è montata sul telaio assemblato: questo sistema garantisce una veloce posa in opera e permette di evitare errori di misure e di registro della porta.

The 9 cm casing with 3 cm flap perfectly compensate any uneven wall dimensions and guarantee the same height both on the push and pull side. The wing is mounted on the frame: this assembly system ensures quick installation and allows to avoid errors in the measurement and adjustment of the door.



Serratura magnetica. Lo scrocco indipendente dal magnete permette sempre la chiusura della porta. Incontro sul telaio di tipo registrabile che agevola la fase di posa in opera.

Magnetic lock. The latch is independent from the magnet and always allows the closing of the door. Adjustable frame striker that aids the fitting stages.

Serratura libero/occupato minimale della versione scorrevole Minimal lock of the sliding version

Cerniera di tipo Anuba registrabile su 3 assi 3 axle adjustable hinge



Sigillo di autenticità Authenticity seal



Particolare di anubatura tra anta e telaio Hinge details between leaf and frame





Versione | America 1
 versione liscia non frassinata
Colore | Laccato RAL 9018
Coprifilo | M90/T90
Variant | America 1
 non-ash finishing smooth version
Colour | Lacquered RAL 9018
Cover mould | M90/T90



Versione | America 2
 versione frassinata non liscia
Colore | Laccato bianco frassinato
Coprifilo | M90/T90
Variant | America 2
 non-smooth ash version
Colour | Lacquered White
Cover mould | M90/T90



allestimenti *lines*

AMERICA 1
LISCIA
SMOOTH
VERSION



AMERICA 2
FRASSINATA
ASH
VERSION



soluzioni di apertura *opening variant*



Battente singolo
Single leaf



Doppio battente
Double leaf



Scorrevole interno muro singolo
Single leaf sliding inside the wall



Scorrevole interno muro 2 ante
Two opposing leaves sliding inside the wall



Scorrevole esterno muro
One leaf sliding outside the wall




Scorrevole esterno muro 2 ante
Outside the wall sliding door with two single laves


soluzioni telaio in legno
soluzioni telaio in legno




TELAIO STANDARD
 con cerniera Anuba
 STANDARD FRAME
 with Anuba hinge



TELAIO SPECIALE
 con cerniera a scomparsa
 Special frame
 with concealed hinge



new
TELAIO RASÉ SPINGERE
 con cerniera a scomparsa
 PUSH RASÉ FRAME
 with concealed hinge



new
TELAIO RASÉ TIRARE
 con cerniera a scomparsa
 PULL RASÉ FRAME
 with concealed hinge

soluzioni telaio in alluminio
aluminium frame solutions



TELAIO FUSION
 con cerniera a scomparsa
TELAIO ALUTECH
 con cerniera a bandella
 FUSION FRAME
 with flap concealed hinge
 ALUTECH FRAME
 with strap hinge



new
TELAIO FILUM
 con cerniera a scomparsa
 FILUM FRAME
 with concealed hinge




**Finitura coordinata
con il battiscopa**
*Coordinated finishing
for skirting*



Sigillo di autenticità
Authenticity seal



Serratura magnetica
Magnetic lock




**Cerniera a scomparsa
registrabile su tre assi***
*Concealed hinge
adjustable on three axis**



colorazioni laccate *lacquered colours*

AMERICA 1



Laccato bianco
Lacquered white smooth version




Laccato RAL* / NCS
Lacquered RAL/NCS*

AMERICA 2



Laccato bianco frassinato
Lacquered white ash version



Laccato RAL frassinato* / NCS
Lacquered RAL/NCS ash version*

* Vedere campionario RAL per codifica colore / See RAL sample for colour coding


BELLINI WOOD



BELLINI WOOD

La finitura venata si accompagna ad una bugnatura asciutta e moderna. Il risultato è una porta dall'eleganza misurata che si armonizza al gusto delle nuove tendenze di arredo e design.

The grained finish is accompanied by a modern and dry raised panel. The result is an elegant door that harmonizes with the taste of new trends in furniture and design.



Telaio a sandwich e coprifili in mdf da 8 cm con alette telescopiche da 2 cm

Sandwich frame and 8 cm MDF casing with 2 cm telescopic tabs



Serratura meccanica centromediana con scrocco in teflon antirumore

Mechanical lock with noise-proof teflon latch

Serratura libero/occupato minimale della versione scorrevole *Minimal lock of the sliding version*

Cerniera di tipo Anuba Ø 13 *Anuba hinge Ø 13*



Sigillo di autenticità *Authenticity seal*



Particolare di anubatura tra anta e telaio e cappucci copricerniera *Anuba hinges detail between wing and frame and hinge cover caps*



Versione Bellini Wood 2
Colore Laccato RAL 7042
Coprifilo M 80 a 45°
Variant Bellini Wood 2
Colour Lacquered RAL 7042
Cover mould M80 at 45°



Versione Bellini Wood K
Colore Laccato RAL 8002
Coprifilo M 80 a 45°
Variant Bellini Wood K
Colour Lacquered RAL 8002
Cover mould M80 at 45°



Versione Bellini Wood L
Colore Laccato RAL 1013
Coprifilo M 80 a 45°
Variant Bellini Wood L
Colour Lacquered RAL 1013
Cover mould M80 at 45°




Versione Bellini Wood Y
Colore Laccato Bianco
Coprifilo M 80 a 45°
Variant Bellini Wood Y
Colour Lacquered White
Cover mould M80 at 45°

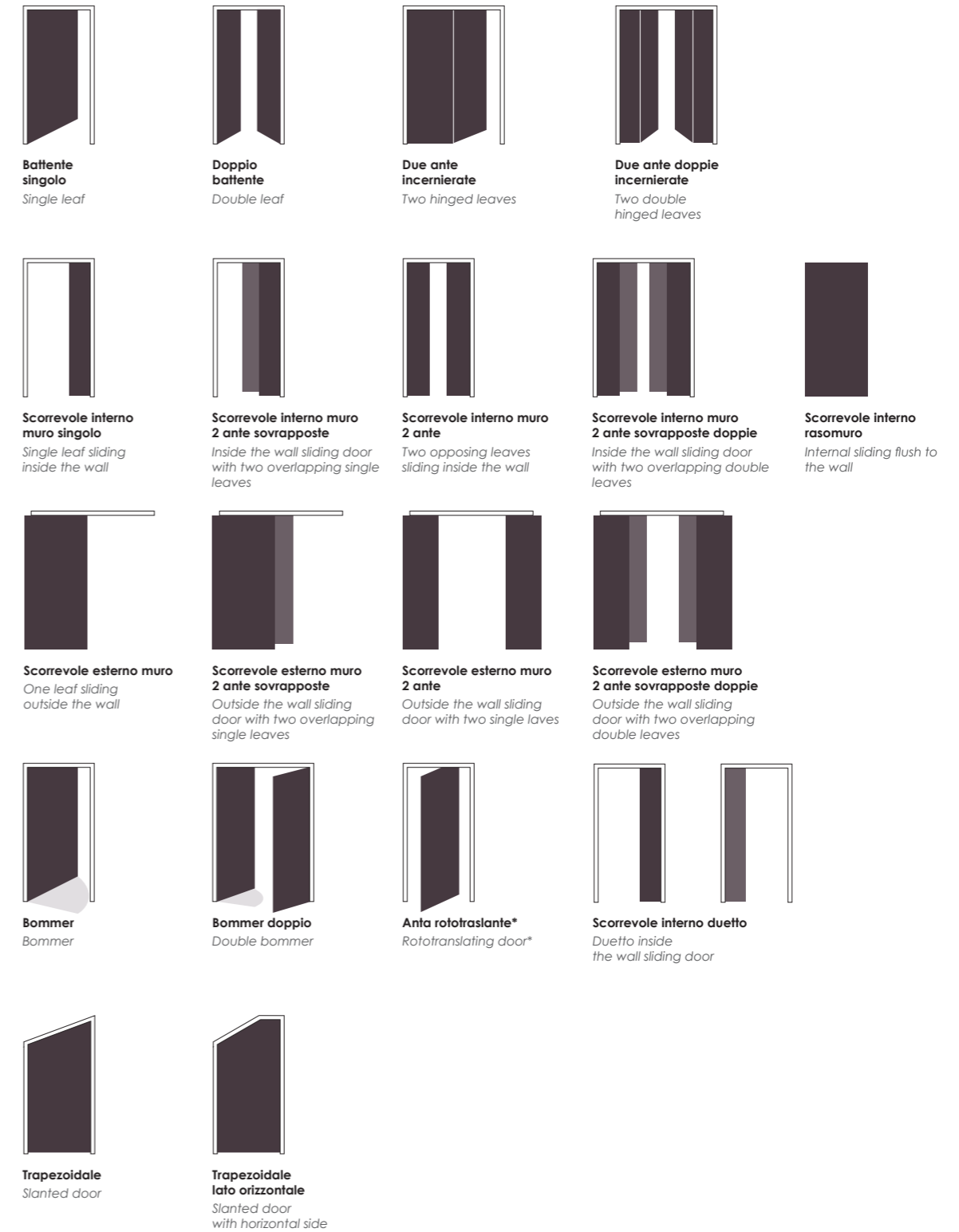


allestimenti lines

BELLINI WOOD CIECA con bugne with raised panels




soluzioni di apertura opening variant




* Solo per modelli ciechi / For flush models only

soluzioni telaio in legno *soluzioni telaio in legno*



TELAIO STANDARD 1
con cerniera Anuba
Standard frame
with Anuba hinge



TELAIO STANDARD 2
con cerniera a scomparsa
Standard frame
with concealed hinge



new


TELAIO RASÉ SPINGERE
con cerniera a scomparsa
PUSH RASÉ FRAME
with concealed hinge



new

TELAIO RASÉ TIRARE
con cerniera a scomparsa
PULL RASÉ FRAME
with concealed hinge

soluzioni telaio in alluminio *aluminium frame solutions*



TELAIO FUSION
con cerniera a scomparsa
TELAIO ALUTECH
con cerniera a bandella
FUSION FRAME
with flap concealed hinge
ALUTECH FRAME
with strap hinge



new

TELAIO FILUM
con cerniera a scomparsa
FILUM FRAME
with concealed hinge


soluzioni telaio per porte tagliafuoco
frame solutions for fire doors



TELAIO EI30
con cerniera a scomparsa
e/o a bandella
EI30 FRAME
with flap concealed hinge




TELAIO EI60 - 37 dB*
con cerniera a bandella
EI60 FRAME 37 dB*
with concealed hinge



new


TELAIO D SUPER EI30 - 42 dB*
con cerniera a scomparsa
EI30 D SUPER FRAME 42 dB*
with concealed hinge



new

TELAIO D SUPER EI60 - 47 dB*
con cerniera a scomparsa
EI60 D SUPER FRAME 47 dB*
with concealed hinge

* Con allestimento acustico / With sound-proofing fitting



**Disponibile nelle versioni Opera
E130 34dB/42dB e E160 37dB/47dB**
*Available in Opera models
E130 34dB/42dB and E160 37dB/47dB*

Truciolare di legno di lino forato*
*Hollow flax chipboard wood**

Truciolare di legno di lino pieno*
*Solid flax chipboard wood**

Sigillo di autenticità
Authenticity seal

**Finitura coordinata
per tutte le porte di casa,
rivestimento blindato e battiscopa**
*Coordinated finishing
for all the doors of your house,
security door panelling and skirting*

**Cerniera a scomparsa
registrabile su tre assi***
*Concealed hinge
adjustable on three axis**

**A richiesta prodotto certificato FSC®
Forest Stewardship Council*****
*On request product certified FSC®
Forest Stewardship Council****



colorazioni laccate *lacquered colours*




Bianco *White*



Bianco panna
White Cream



Violetta
Violet
NCS S 3005 - R 20B



Grigio Saturno
Saturn Grey
NCS S 3005 - Y 80R




Terre d'Argilla
Clay dirt
NCS S 1002 - Y




Corda
Rope
NCS S 1005 - Y 10R



Ghiaccio
Ice
NCS S 1005 - G



Grigio Tortora
Dove Grey
NCS S 3005 - G 80Y



RAL* / NCS

* Vedere campionario RAL per codifica colore / See RAL sample for colour coding

BELLINI



BELLINI

Una porta classica,
di stile garbato
ed eleganza misurata,
disponibile in un vasto assortimento
di allestimenti: oltre 40 diversi disegni
di bugnatura oltre alle finestrate singole,
multiple e all'inglese.

*A classic door having a gentle
and elegant style, available
in a wide assortment of productions:
over 40 different raised panel patterns
in addition to single, multiple
and English-style glazing.*



Telaio a sandwich e coprifili in mdf
da 8 cm con alette telescopiche da 2 cm

*Sandwich frame and 8 cm MDF casing
with 2 cm telescopic tabs*



Serratura meccanica centromediana
con scrocco in teflon antirumore

*Mechanical lock with
noise-proof teflon latch*

Serratura libero/occupato minimale della versione
scorrevole *Minimal lock of the sliding version*

Cerniera di tipo Anuba Ø 13
Anuba hinge Ø 13



Sigillo di autenticità
Authenticity seal

Particolare di anubatura tra anta e telaio e
cappucci copricerniera *Anuba hinges detail
between wing and frame and hinge cover caps*



Versione Bellini A4 cieca
Colore Laccato RAL 6006
Coprifilo M 80 a 45°
Variant Bellini A4 blank
Colour Lacquered RAL 6006
Cover mould M80 at 45°




Versione Bellini 3 cieca
Colore Laccato RAL 8029
Coprifilo M 80 a 45°
Variant Bellini 3 blank
Colour Lacquered RAL 8029
Cover mould M80 at 45°



Versione Bellini Y finestrata
 vetro ad infilare
Colore Laccato RAL 1000
Coprifilo M 80 a 45°
Variant Bellini Y glazed door
 with slide-in-glass
Colour Lacquered RAL 1000
Cover mould M80 at 45°




Versione Bellini A7 cieca
Colore Laccato RAL 1013
Coprifilo M 80 a 45°
Variant Bellini A7 blank
Colour Lacquered RAL 1013
Cover mould M80 at 45°



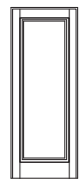
allestimenti lines

BELLINI CIECA LISCIA *smooth blank*



Bellini U

BELLINI CIECA a bugna unica *single raised panel*




Bellini 1



Bellini 9



Bellini Q



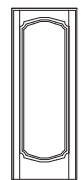
Bellini R



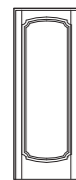
Bellini A4




Bellini A5



Bellini A6




Bellini A7




Bellini A8

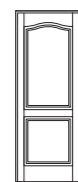
BELLINI CIECA a due bugne *two raised panels*



Bellini 2




Bellini 6



Bellini 7



Bellini 8



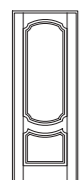
Bellini H



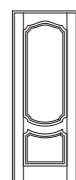
Bellini K




Bellini N



Bellini O



Bellini P



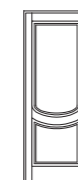
Bellini S



Bellini V



Bellini X



Bellini A3

BELLINI CIECA a tre bugne *three raised panels*



Bellini 3



Bellini C



Bellini J



Bellini L



Bellini M



Bellini Y



Bellini Z



Bellini A1



Bellini A2

BELLINI CIECA a più bugne *several raised panels*



Bellini 4



Bellini 5



Bellini A



Bellini B



Bellini D



Bellini E



Bellini F



Bellini G



Bellini I



Bellini J
4 riquadri
4 sections



Bellini J
5 riquadri
5 sections



Bellini L
4 riquadri
4 sections



Bellini L
5 riquadri
5 sections



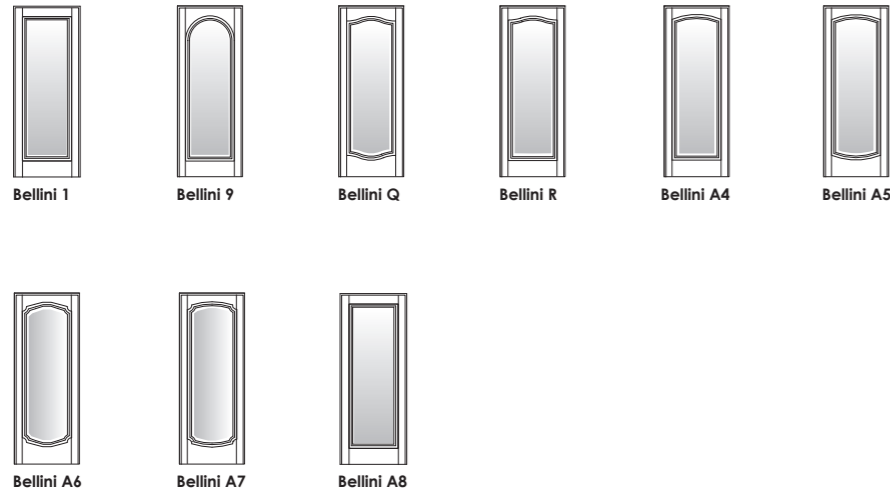
Bellini T



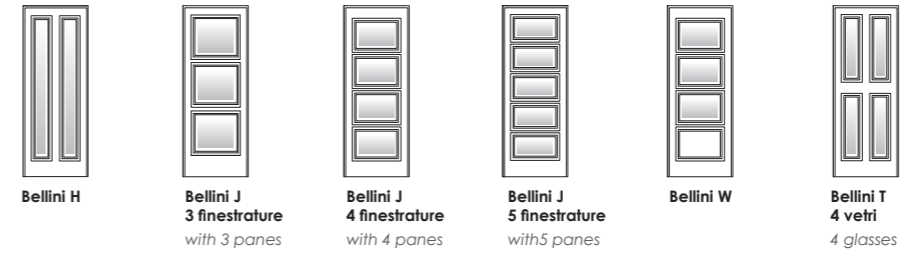
Bellini W

allestimenti lines


BELLINI *finestratura unica (vetro ad infilare) single glazing (glazed door with slide-in glass)*



BELLINI *a più finestre (vetro ad infilare) multiple glazing (glazed door with slide-in glass)*




BELLINI *finestrata con bugne (vetro ad infilare) glazing with raised panels (glazed door with slide-in glass)*



BELLINI *finestratura inglese unica (vetro ad infilare) single English-style glazing (glazed door with slide-in glass)*



BELLINI *finestratura inglese con bugne (vetro ad infilare) english-style glazing with raised panels (glazed door with slide-in glass)*




soluzioni di apertura *opening variant*



Battente singolo
Single leaf




Doppio battente
Double leaf



Due ante incernierate
Two hinged leaves



Due ante doppie incernierate
Two double hinged leaves



Porta pieghevole 1/3 - 2/3*
Folding door 1/3 - 2/3*




Scorrevole interno muro singolo
Single leaf sliding inside the wall



Scorrevole interno muro 2 ante sovrapposte
Inside the wall sliding door with two overlapping single leaves




Scorrevole interno muro 2 ante
Two opposing leaves sliding inside the wall




Scorrevole interno muro 2 ante sovrapposte doppie
Inside the wall sliding door with two overlapping double leaves




Scorrevole interno rasomuro
Internal sliding flush to the wall




Scorrevole esterno muro singolo
One leaf sliding outside the wall



Scorrevole esterno muro 2 ante sovrapposte
Outside the wall sliding door with two overlapping single leaves



Scorrevole esterno muro 2 ante
Outside the wall sliding door with two single leaves



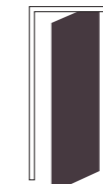
Scorrevole esterno muro 2 ante sovrapposte doppie
Outside the wall sliding door with two overlapping double leaves



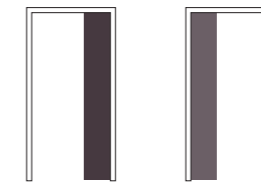
Bommer
Bommer



Bommer doppio
Double bommer



Anta rototraslante**
Rototranslating door**



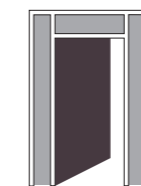
Scorrevole interno duetto
Duetto inside the wall sliding door



Trapezoidale
Slanted door



Trapezoidale lato orizzontale
Slanted door with horizontal side




Sopraluce e fiancoluce
Fanlight and sidelight


* Solo per Bellini U / For Bellini U only

** Solo per modelli ciechi / For flush mode only

soluzioni telaio in legno *soluzioni telaio in legno*



TELAIO STANDARD 1
con cerniera Anuba
Standard frame
with Anuba hinge



TELAIO STANDARD 2
con cerniera a scomparsa
Standard frame
with concealed hinge



new

TELAIO RASÉ SPINGERE
con cerniera a scomparsa
PUSH RASÉ FRAME
with concealed hinge



new

TELAIO RASÉ TIRARE
con cerniera a scomparsa
PULL RASÉ FRAME
with concealed hinge

soluzioni telaio in alluminio *aluminium frame solutions*



TELAIO FUSION
con cerniera a scomparsa
TELAIO ALUTECH
con cerniera a bandella
FUSION FRAME
with flap concealed hinge
ALUTECH FRAME
with strap hinge




new

TELAIO FILUM
con cerniera a scomparsa
FILUM FRAME
with concealed hinge


soluzioni telaio per porte tagliafuoco
frame solutions for fire doors



TELAIO EI30
con cerniera a scomparsa
e/o a bandella
EI30 FRAME
with flap concealed hinge




TELAIO EI60 - 37 dB*
con cerniera a bandella
EI60 FRAME 37 dB*
with concealed hinge



new


TELAIO D SUPER EI30 - 42 dB*
con cerniera a scomparsa
EI30 D SUPER FRAME 42 dB*
with concealed hinge



new

TELAIO D SUPER EI60 - 47 dB*
con cerniera a scomparsa
EI60 D SUPER FRAME 47 dB*
with concealed hinge

* Con allestimento acustico / With sound-proofing fitting



**Disponibile nelle versioni Opera
E130 34dB/42dB e E160 37dB/47dB**
*Available in Opera models
E130 34dB/42dB and E160 37dB/47dB*

Truciolare di legno di lino forato*
*Hollow flax chipboard wood**

Truciolare di legno di lino pieno*
*Solid flax chipboard wood**

Sigillo di autenticità
Authenticity seal

**Finitura coordinata
per tutte le porte di casa,
rivestimento blindato e battiscopa**
*Coordinated finishing
for all the doors of your house,
security door panelling and skirting*

**Cerniera a scomparsa
registrabile su tre assi***
*Concealed hinge
adjustable on three axis**

**A richiesta prodotto certificato FSC®
Forest Stewardship Council*****


*On request product certified FSC®
Forest Stewardship Council****



* A richiesta / On request

** Solo per quantitativi superiori a 100 pezzi / Only for quantities over 100 pieces

colorazioni laccate *lacquered colours*



Bianco
White




Bianco panna
White Cream




Violetta
Violet
NCS S 3005 - R 20B



Grigio Saturno
Saturn Grey
NCS S 3005 - Y 80R



Terre d'Argilla
Clay dirt
NCS S 1002 - Y



Corda
Rope
NCS S 1005 - Y 10R



Ghiaccio
Ice
NCS S 1005 - G



Grigio Tortora
Dove Grey
NCS S 3005 - G 80Y



RAL* / NCS

* Vedere campionario RAL per codifica colore / See RAL sample for colour coding

JUVARRA



JUVARRA

La porta Juvorra impone ad ogni ambiente eleganza e personalità, grazie a linee di intaglio marcate e complesse che trasformano la porta in un vero e proprio oggetto di arredo, carico di uno stile essenziale, classico e senza tempo.

The Juvorra door imposes elegance and personality to every room, thanks to marked and complex carving lines that turn the door in a true furnishing item, full of an essential, classic and timeless style.



Telaio a sandwich e coprifili piatti in mdf da 8 cm con alette telescopiche da 2 cm

Sandwich frame and 8 cm MDF casing with 2 cm telescopic tabs



Serratura meccanica centromediana con scrocco in teflon antirumore

Mechanical lock with noise-proof teflon latch

Controplacca registrabile
Adjustable counter plaque




Cerniera di tipo Anuba Ø 13
Anuba hinge Ø 13



Sigillo di autenticità
Authenticity seal



Cornice pantografata brevetto Dierre
Dierre patent pantographed frame



Versione | Juvorra C cieca
Colore | Laccato bianco panna
Coprifilo | M20/T20 a 90°
Variant | Juvorra C blank
Colour | Lacquered White Cream
Cover mould | M20/T20 at 90°



Versione | Juvorra 3 cieca
Colore | Laccato Corda
Coprifilo | M20/T20 a 90°
Variant | Juvorra 3 blank
Colour | Lacquered Rope
Cover mould | M20/T20 at 90°



Versione | Juvorra N cieca
Colore | Laccato bianco
Coprifilo | M20/T20 a 90°
Variant | Juvorra N blank
Colour | Lacquered white
Cover mould | M20/T20 at 90°



Versione | Juvorra O cieca
Colore | Laccato RAL 1013
Coprifilo | M50 a 45°
Variant | Juvorra O blank
Colour | Lacquered RAL 1013
Cover mould | M50 at 45°



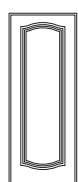
allestimenti lines

JUVARRA CIECA LISCIA *smooth blank*

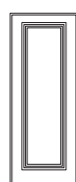


Juvarra I

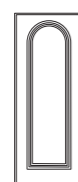
JUVARRA CIECA a bugna unica *single raised panel*



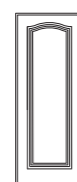
Juvarra 7



Juvarra B



Juvarra D




Juvarra F



Juvarra S



Juvarra T



Juvarra U

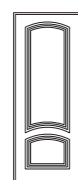
JUVARRA CIECA a più bugne *several raised panels*



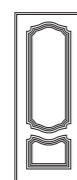
Juvarra 1



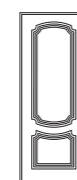
Juvarra 2



Juvarra 4



Juvarra 5



Juvarra 6




Juvarra 8



Juvarra A



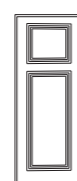
Juvarra C



Juvarra G



Juvarra L



Juvarra O



Juvarra R



Juvarra 3



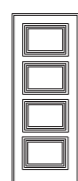
Juvarra 9



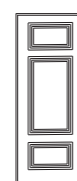
Juvarra E



Juvarra H
3 riquadri
3 panels



Juvarra H
4 riquadri
4 panels



Juvarra M



Juvarra N



Juvarra P



Juvarra Q

JUVARRA a finestratura unica (vetro ad infilare) *single glazing (glazed door with slide-in glass)*



Juvarra 7



Juvarra B



Juvarra D



Juvarra F



Juvarra S



Juvarra T



Juvarra U

JUVARRA FINESTRATA con bugne (vetro ad infilare) *glazing with raised panels (glazed door with slide-in glass)*



Juvarra 1



Juvarra 2



Juvarra 4



Juvarra 5



Juvarra 6



Juvarra 8



Juvarra A



Juvarra C



Juvarra G



Juvarra L



Juvarra M



Juvarra O



Juvarra R



Juvarra 3



Juvarra 9



Juvarra E



Juvarra H
3 riquadri
3 panels



Juvarra H
4 riquadri
4 panels



Juvarra N



Juvarra P



Juvarra Q

soluzioni di apertura *opening variant*




Battente singolo
Single leaf



Doppio battente
Double leaf



Porta pieghevole a libro singola
Single folding door




Due ante incernierate
Two hinged leaves



Due ante doppie incernierate
Two double hinged leaves



Scorrevole interno muro singolo
Single leaf sliding inside the wall



Scorrevole interno muro 2 ante sovrapposte
Inside the wall sliding door with two overlapping single leaves




Scorrevole interno muro 2 ante
Two opposing leaves sliding inside the wall




Scorrevole interno muro 2 ante sovrapposte doppie
Inside the wall sliding door with two overlapping double leaves




Scorrevole interno duetto
Duetto inside the wall sliding door




Scorrevole esterno muro
One leaf sliding outside the wall



Scorrevole esterno muro 2 ante sovrapposte
Outside the wall sliding door with two overlapping single leaves



Scorrevole esterno muro 2 ante
Outside the wall sliding door with two single leaves



Scorrevole esterno muro 2 ante sovrapposte doppie
Outside the wall sliding door with two overlapping double leaves



Bommer
Bommer



Bommer doppio
Double bommer



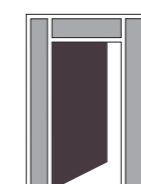
Anta rototraslante*
*Rototranslating door**



Trapezoidale
Slanted door




Trapezoidale lato orizzontale
Slanted door with horizontal side




Sopraluce e fiancoluce
Fanlight and sidelight

* Solo per modelli ciechi / For flush models only

soluzioni telaio in legno *soluzioni telaio in legno*



TELAIO STANDARD 1
con cerniera Anuba
Standard frame
with Anuba hinge




TELAIO STANDARD 2
con cerniera a scomparsa
Standard frame
with concealed hinge



new


TELAIO RASÉ SPINGERE
con cerniera a scomparsa
PUSH RASÉ FRAME
with concealed hinge




new

TELAIO RASÉ TIRARE
con cerniera a scomparsa
PULL RASÉ FRAME
with concealed hinge

soluzioni telaio in alluminio *aluminium frame solutions*



TELAIO FUSION
con cerniera a scomparsa
TELAIO ALUTECH
con cerniera a bandella
FUSION FRAME
with flap concealed hinge
ALUTECH FRAME
with strap hinge



new

TELAIO FILUM
con cerniera a scomparsa
FILUM FRAME
with concealed hinge


soluzioni telaio per porte tagliafuoco
frame solutions for fire doors



TELAIO EI30
con cerniera a scomparsa
e/o a bandella
EI30 FRAME
with flap concealed hinge




TELAIO EI60 - 37 dB*
con cerniera a bandella
EI60 FRAME 37 dB*
with concealed hinge



new

TELAIO D SUPER EI30 - 42 dB*
con cerniera a scomparsa
EI30 D SUPER FRAME 42 dB*
with concealed hinge



new

TELAIO D SUPER EI60 - 47 dB*
con cerniera a scomparsa
EI60 D SUPER FRAME 47 dB*
with concealed hinge

* Con allestimento acustico / With sound-proofing fitting



**Disponibile nelle versioni Opera
EI30 34dB/42dB e EI60 37dB/47dB**
*Available in Opera models
EI30 34dB/42dB and EI60 37dB/47dB*

Truciolare di legno di lino forato*
*Hollow flax chipboard wood**

Truciolare di legno di lino pieno*
*Solid flax chipboard wood**

Sigillo di autenticità
Authenticity seal

**Finitura coordinata
per tutte le porte di casa,
rivestimento blindato e battiscopa**
*Coordinated finishing
for all the doors of your house,
security door panelling and skirting*

**Cerniera a scomparsa
registrabile su tre assi***
*Concealed hinge
adjustable on three axis**

**A richiesta prodotto certificato FSC®
Forest Stewardship Council*****


*On request product certified FSC®
Forest Stewardship Council****



* A richiesta / On request

** Solo per quantitativi superiori a 100 pezzi / Only for quantities over 100 pieces

colorazioni laccate *lacquered colours*



Bianco
White




Bianco panna
White Cream




Violetta
Violet
NCS S 3005 - R 20B



Grigio Saturno
Saturn Grey
NCS S 3005 - Y 80R



Terre d'Argilla
Clay dirt
NCS S 1002 - Y



Corda
Rope
NCS S 1005 - Y 10R



Ghiaccio
Ice
NCS S 1005 - G



Grigio Tortora
Dove Grey
NCS S 3005 - G 80Y



RAL* / NCS

* Vedere campionario RAL per codifica colore / See RAL sample for colour coding

Cornice pantografata brevetto Dierre
Dierre patent pantographed frame

LUCCHINI



LUCCHINI

La Lucchini è una porta dal disegno deciso e di carattere che si abbina idealmente con gli ambienti ibridi ed eclettici, dove gli stili si uniscono senza annullarsi e dove classico e moderno si fondono in insolite armonie.

Lucchini is a door having a decisive pattern and character that ideally matches with hybrid and eclectic environments, where styles overlap without disappearing and where classic and modern blend together in unusual harmonies.



Telaio a sandwich e coprifili in mdf da 8 cm con alette telescopiche da 2 cm

Sandwich frame and 8 cm MDF casing with 2 cm telescopic tabs



Serratura meccanica centromediana con scrocco in teflon antirumore

Mechanical lock with noise-proof teflon latch

Serratura libero/occupato minimale della versione scorrevole *Minimal lock of the sliding version*

Cerniera di tipo Anuba Ø 13 *Anuba hinge Ø 13*



Sigillo di autenticità *Authenticity seal*

Cornice pantografata brevetto Dierre *Dierre patent pantographed frame*



Versione Lucchini 1 cieca
Colore Laccato RAL 7047
Coprifilo M 80 a 45°
Variant Lucchini 3 blank
Colour Lacquered RAL 7047
Cover mould M80 at 45°



Versione Lucchini 6 cieca
Colore Laccato RAL 7030
Coprifilo M 80 a 45°
Variant Lucchini 6 blank
Colour Lacquered RAL 7030
Cover mould M80 at 45°



Versione Lucchini 3 cieca
Colore Laccato RAL 7034
Coprifilo M 80 a 45°
Variant Lucchini 3 blank
Colour Lacquered RAL 7034
Cover mould M80 at 45°



Versione Lucchini 5 cieca
Colore Laccato RAL 7036
Coprifilo M 80 a 45°
Variant Lucchini 5 blank
Colour Lacquered RAL 7036
Cover mould M80 at 45°



allestimenti lines

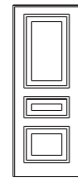
LUCCHINI CIECA *blank*



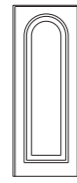
Lucchini 1



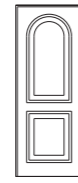
Lucchini 2



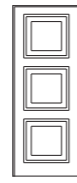
Lucchini 3



Lucchini 4



Lucchini 5



Lucchini 6

LUCCHINI FINESTRATA (vetro ad infilare) *glazed (glazed door with slide-in glass)*



Lucchini 1



Lucchini 2



Lucchini 3



Lucchini 4



Lucchini 5



Lucchini 6

soluzioni di apertura *opening variant*



Battente singolo
Single leaf



Doppio battente
Double leaf




Due ante incernierate
Two hinged leaves



Due ante doppie incernierate
Two double hinged leaves



Scorrevole interno muro singolo
Single leaf sliding inside the wall




Scorrevole interno muro 2 ante sovrapposte
Inside the wall sliding door with two overlapping single leaves




Scorrevole interno muro 2 ante
Two opposing leaves sliding inside the wall




Scorrevole interno muro 2 ante sovrapposte doppie
Inside the wall sliding door with two overlapping double leaves




Scorrevole esterno muro
One leaf sliding outside the wall



Scorrevole esterno muro 2 ante sovrapposte
Outside the wall sliding door with two overlapping single leaves



Scorrevole esterno muro 2 ante
Outside the wall sliding door with two single leaves




Scorrevole esterno muro 2 ante sovrapposte doppie
Outside the wall sliding door with two overlapping double leaves



Bommer
Bommer



Bommer doppio
Double bommer



Anta rototraslante*
*Rototranslating door**




Scorrevole interno duetto
Duetto inside the wall sliding door



Trapezoidale
Slanted door




Trapezoidale lato orizzontale
Slanted door with horizontal side



Sopraluce e fiancoluce
Fanlight and sidelight

* Solo per modelli ciechi / For flush mode only

soluzioni telaio in legno *soluzioni telaio in legno*



TELAIO STANDARD 1
con cerniera Anuba
Standard frame
with Anuba hinge



TELAIO STANDARD 2
con cerniera a scomparsa
Standard frame
with concealed hinge



new


TELAIO RASÉ SPINGERE
con cerniera a scomparsa
PUSH RASÉ FRAME
with concealed hinge



new

TELAIO RASÉ TIRARE
con cerniera a scomparsa
PULL RASÉ FRAME
with concealed hinge

soluzioni telaio in alluminio *aluminium frame solutions*



TELAIO FUSION
con cerniera a scomparsa
TELAIO ALUTECH
con cerniera a bandella
FUSION FRAME
with flap concealed hinge
ALUTECH FRAME
with strap hinge



new

TELAIO FILUM
con cerniera a scomparsa
FILUM FRAME
with concealed hinge


soluzioni telaio per porte tagliafuoco
frame solutions for fire doors



TELAIO EI30
con cerniera a scomparsa
e/o a bandella
EI30 FRAME
with flap concealed hinge




TELAIO EI60 - 37 dB*
con cerniera a bandella
EI60 FRAME 37 dB*
with concealed hinge



new

TELAIO D SUPER EI30 - 42 dB*
con cerniera a scomparsa
EI30 D SUPER FRAME 42 dB*
with concealed hinge



new

TELAIO D SUPER EI60 - 47 dB*
con cerniera a scomparsa
EI60 D SUPER FRAME 47 dB*
with concealed hinge

* Con allestimento acustico / With sound-proofing fitting



Disponibile nelle versioni Opera
E130 34dB/42dB e E160 37dB/47dB
*Available in Opera models
E130 34dB/42dB and E160 37dB/47dB*

Truciolare di legno di lino forato*
*Hollow flax chipboard wood**

Truciolare di legno di lino pieno*
*Solid flax chipboard wood**

Sigillo di autenticità
Authenticity seal

Finitura coordinata
per tutte le porte di casa,
rivestimento blindato e battiscopa
*Coordinated finishing
for all the doors of your house,
security door panelling and skirting*

Cerniera a scomparsa
registrabile su tre assi*
*Concealed hinge
adjustable on three axis**


A richiesta prodotto certificato FSC®
Forest Stewardship Council***
*On request product certified FSC®
Forest Stewardship Council****



* A richiesta / On request

** Solo per quantitativi superiori a 100 pezzi / Only for quantities over 100 pieces

colorazioni laccate *lacquered colours*




Bianco
White




Bianco panna
White Cream




Violetta
Violet
NCS S 3005 - R 20B



Grigio Saturno
Saturn Grey
NCS S 3005 - Y 80R




Terre d'Argilla
Clay dirt
NCS S 1002 - Y



Corda
Rope
NCS S 1005 - Y 10R



Ghiaccio
Ice
NCS S 1005 - G



Grigio Tortora
Dove Grey
NCS S 3005 - G 80Y



RAL* / NCS

* Vedere campionario RAL per codifica colore / See RAL sample for colour coding



BONAPARTE

Le porte laccate Bonaparte impongono la loro magnifica presenza, reinterpretando lo stile classico con una personalità di rango, che aggiunge eleganza alle case più importanti. Le dorature in stile impero le rendono uniche e inimitabili.

The Bonaparte lacquered doors impose their magnificent presence, reinterpreting the classic style with outstanding personality, which adds elegance to notable houses.

The Empire style gilding make them unique and inimitable.



Telaio a sandwich e coprifili in mdf da 10 cm con alette telescopiche da 2 cm

Sandwich frame and 10 cm MDF casing with 2 cm telescopic tabs



Serratura meccanica centromediana con scrocco in teflon antirumore

Mechanical lock with noise-proof teflon latch

Serratura libero/occupato minimale della versione scorrevole *Minimal lock of the sliding version*

Cerniera di tipo Anuba Ø 13 *Anuba hinge Ø 13*



Sigillo di autenticità *Authenticity seal*



Cornice pantografata brevetto Dierre *Dierre patent pantographed frame*



Versione Bonaparte 1 cieca
Colore Laccato RAL 7040
Coprifilo M 100
Variant Bonaparte 1 blank
Colour Lacquered RAL 7040
Cover mould M100



Versione Bonaparte 4 cieca
Colore Laccato antichizzato bianco con filetti in oro
Coprifilo M 100
Variant Bonaparte 4 blank
Colour Lacquered aged white with gold trim
Cover mould M100



Versione Bonaparte 5 cieca
Colore Laccato RAL 1011
Coprifilo M 100
Variant Bonaparte 5 blank
Colour Lacquered RAL 1011
Cover mould M100

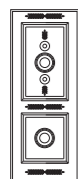


Versione Bonaparte 6 cieca
Colore Laccato bianco panna
Coprifilo M 100
Variant Bonaparte 6 blank
Colour Lacquered white cream
Cover mould M100



allestimenti lines

BONAPARTE 1




Cieca
Blind



Finestrata con vetro ad infilare
Glazed door with slide-in glass


BONAPARTE 2



Cieca
Blind



Finestrata 4 vetri con vetro ad infilare
Glazed 4 glasses with slide-in glass



Finestrata 2 vetri tondi con vetro ad infilare
Glazed 2 round glasses with slide-in glass

BONAPARTE 3

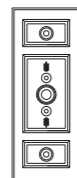


Cieca
Blind



Finestrata con vetro ad infilare
Glazed door with slide-in glass

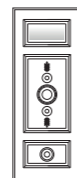
BONAPARTE 4



Cieca
Blind



Finestrata 2 vetri con vetro ad infilare
Glazed 2 glasses with slide-in glass

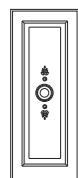


Finestrata vetro alto con vetro ad infilare
Glazed top glass with slide-in glass



Finestrata vetro centrale con vetro ad infilare
Glazed central glass with slide-in glass

BONAPARTE 5



Cieca
Blind



Finestrata con vetro ad infilare
Glazed door with slide-in glass

BONAPARTE 6



Cieca
Blind



Finestrata con vetro ad infilare
Glazed door with slide-in glass


soluzioni di apertura opening variant



Battente singolo
Single leaf



Doppio battente
Double leaf




Due ante incernierate
Two hinged leaves



Due ante doppie incernierate
Two double hinged leaves



Scorrevole interno muro singolo
Single leaf sliding inside the wall



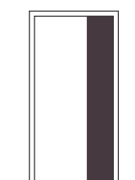
Scorrevole interno muro 2 ante sovrapposte
Inside the wall sliding door with two overlapping single leaves




Scorrevole interno muro 2 ante
Two opposing leaves sliding inside the wall



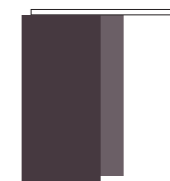
Scorrevole interno muro 2 ante sovrapposte doppie
Inside the wall sliding door with two overlapping double leaves



Scorrevole interno duetto
Duetto inside the wall sliding door



Scorrevole esterno muro
One leaf sliding outside the wall



Scorrevole esterno muro 2 ante sovrapposte
Outside the wall sliding door with two overlapping single leaves



Scorrevole esterno muro 2 ante
Outside the wall sliding door with two single leaves



Scorrevole esterno muro 2 ante sovrapposte doppie
Outside the wall sliding door with two overlapping double leaves



Bommer
Bommer



Bommer doppio
Double bommer



Anta rototraslante*
Rototranslating door*




Sopraluce
Fanlight



Fiancoluce
Sidelight

* Solo per modelli ciechi / For flush mode only

soluzioni telaio in legno *soluzioni telaio in legno*



TELAIO STANDARD 1
con cerniera Anuba
Standard frame
with Anuba hinge



TELAIO STANDARD 2
con cerniera a scomparsa
Standard frame
with concealed hinge



new

TELAIO RASÉ SPINGERE
con cerniera a scomparsa
PUSH RASÉ FRAME
with concealed hinge



new

TELAIO RASÉ TIRARE
con cerniera a scomparsa
PULL RASÉ FRAME
with concealed hinge

soluzioni telaio in alluminio *aluminium frame solutions*



TELAIO FUSION
con cerniera a scomparsa
TELAIO ALUTECH
con cerniera a bandella
FUSION FRAME
with flap concealed hinge
ALUTECH FRAME
with strap hinge



new

TELAIO FILUM
con cerniera a scomparsa
FILUM FRAME
with concealed hinge


soluzioni telaio per porte tagliafuoco
frame solutions for fire doors



TELAIO EI30
con cerniera a scomparsa
e/o a bandella
EI30 FRAME
with flap concealed hinge




TELAIO EI60 - 37 dB*
con cerniera a bandella
EI60 FRAME 37 dB*
with concealed hinge



new

TELAIO D SUPER EI30 - 42 dB*
con cerniera a scomparsa
EI30 D SUPER FRAME 42 dB*
with concealed hinge



new

TELAIO D SUPER EI60 - 47 dB*
con cerniera a scomparsa
EI60 D SUPER FRAME 47 dB*
with concealed hinge

* Con allestimento acustico / With sound-proofing fitting



**Disponibile nelle versioni Opera
E130 34dB/42dB e E160 37dB/47dB**
*Available in Opera models
E130 34dB/42dB and E160 37dB/47dB*

Truciolare di legno di lino forato*
*Hollow flax chipboard wood**

Truciolare di legno di lino pieno*
*Solid flax chipboard wood**

Sigillo di autenticità
Authenticity seal

**Finitura coordinata
per tutte le porte di casa,
rivestimento blindato e battiscopa**
*Coordinated finishing
for all the doors of your house,
security door panelling and skirting*

**Cerniera a scomparsa
registrabile su tre assi***
*Concealed hinge
adjustable on three axis**

**A richiesta prodotto certificato FSC®
Forest Stewardship Council*****
*On request product certified FSC®
Forest Stewardship Council****




* A richiesta / On request

** Solo per quantitativi superiori a 100 pezzi / Only for quantities over 100 pieces



colorazioni laccate *lacquered colours*



Bianco
White




Bianco panna
White Cream



Violetta
Violet
NCS S 3005 - R 20B



Grigio Saturno
Saturn Grey
NCS S 3005 - Y 80R



Terre d'Argilla
Clay dirt
NCS S 1002 - Y



Corda
Rope
NCS S 1005 - Y 10R



Ghiaccio
Ice
NCS S 1005 - G



Grigio Tortora
Dove Grey
NCS S 3005 - G 80Y



Laccato antichizzato bianco
Lacquered aged white



RAL* / NCS

* Vedere campionario RAL per codifica colore / See RAL sample for colour coding

BONAPARTE



THE ITALIAN STYLE DOOR



YOUR HOME, YOUR LIFE

Dierre Spa
Strada statale per Chieri 66/15
14019 Villanova D'Asti (At)
Tel 0141.949411
Fax 0141.946427
info@dierre.it
Numero Verde 800.812086
www.dierre.com